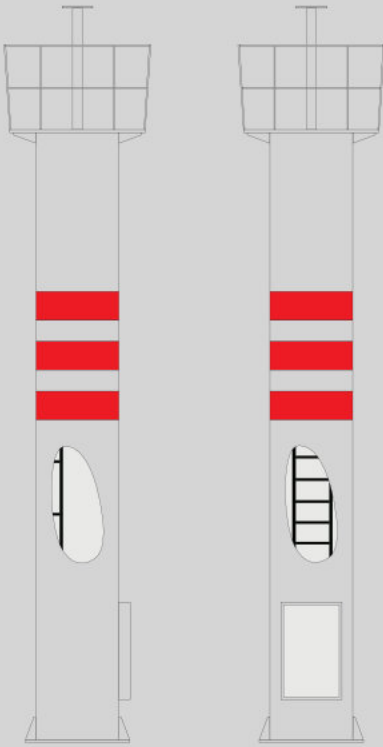


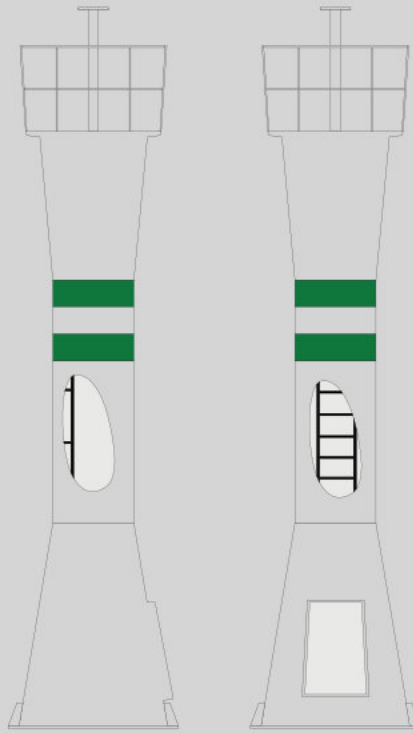


**ASAKUA AQUACULTURE & MARINE EQUIPMENTS**  
**ONSHORE MARINE BEACONS**



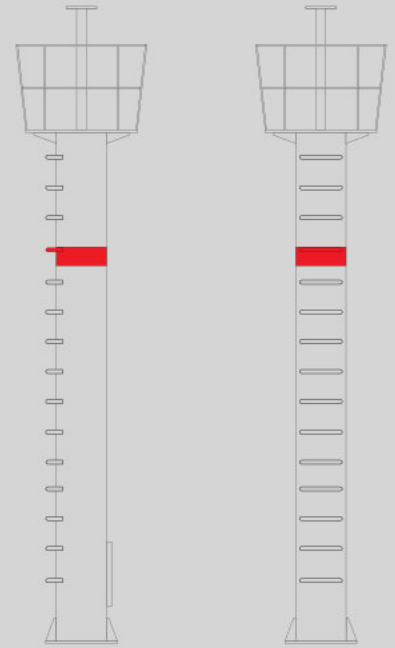
**TOWER TYPE 1**

Size of diameter for that type of towers starting from 500mm. Shape is typically cylindrical. Ladder is located inside of the tube.



**TOWER TYPE 2**

Size of diameter for that type of towers starting from 500mm. Shape is typically conical. Ladder is located inside of the tube.



**TOWER TYPE 3**

Usually that type of towers got less than 500mm diameter. Shape is typically cylindrical. Ladder is located outside of the tube.

Asakua providing you all type towers according to your needs as tailor made. We are not just providing you the towers and marine beacons but also offering you turnkey solution including onsite installation service.



ASAKUA is a member of IALA

## STEEL MADE TOWER FOR NAVIGATIONAL AID

Towers not only do they support a lantern for night time beaconing, they also act as a day mark. We are manufacturing Towers in accordance with IALA (The International Association of Marine Aids to Navigation and Lighthouse Authorities) recommendations.

Our company which is the member of IALA, provides turnkey solutions for your projects with specifically produced beacon towers and marine beacons as a setup.